

Simulation studies of the solvent diethylamine for post-combustion CO₂ capture at the WACEM cement manufacturing plant in southern Togo at Tabligbo

Solagnon Edoh Koevidjin¹, Yawovi Nougbléga^{1,2*}, Yawovi Mignanou Amouzouvi³, Milohum Mikesokpo Dzagli^{2,3}, Messanh Agbéko Mohou³

¹Solar Energy Laboratory/ Group of Transfer Phenomenon and Energetic, University of Lomé; Lomé P.O. Box 1515, Togo.

²Regional Centre of Excellence on Electricity Management; Lomé P.O. Box 1515, Togo; nycogl@yahoo.fr (Y.N.).

³Laboratory for the Physics of Materials and Semiconductor Components'Physics (LPMCS), University of Lomé; Lomé P.O. Box 1515, Togo.

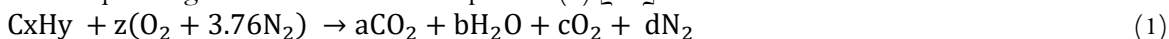
Abstract: Industrial CO₂ emissions continue to rise despite global reduction efforts, driving climate change and global warming. Post-combustion carbon capture using aqueous diethylamine (DEA) is a promising strategy to mitigate these emissions. This study aims to simulate CO₂ absorption from the Western African Cement (WACEM) industry's flue gases using the Hysplit model. The tray column's key parameters, the gas-liquid mixture's thermophysical properties, and the treated emissions' composition were investigated. Results indicate optimal CO₂ absorption occurs when the flue gas mass flow rate does not exceed 12.5% of the liquid mixture entering the column. The process is most effective at a DEA flow rate of 250 L/h, with a furnace temperature of 160°C and a pressure of 17 bars. These findings provide valuable insights for policymakers and industry stakeholders in optimizing post-combustion carbon capture for emission reduction.

Keywords: Chemical absorption, Diethylamine, Hysplit, Post-combustion CO₂ capture, Tray efficiency.

1. Introduction

Air quality has recently become a significant public health concern in urban areas [1, 2]. Over the past century, human activities have gradually increased the atmospheric concentration of greenhouse gases such as CO₂, methane, nitrous oxide, and chlorofluorocarbons [3]. Anthropogenic activities including automobile traffic, industrial processes, and rapid urbanization, are identified as the primary sources of gaseous and particulate emissions into the air, with high concentrations observed in urban environments [1]. Industrial, agricultural, and human activities pose issues to the balance of ecosystems, including groundwater, soil, plants, animals, and human populations. Anthropogenic activities are considered the major source of pollutants released into the atmosphere that directly impact climate change and human health [4]. These activities contribute to ecosystem degradation, with ambient air pollutants including gases such as nitrogen oxide, ozone, sulfur dioxide, and organic compounds, as well as particles of varying sizes like PM₁₀ and PM_{2.5} suspended in the atmosphere [5, 6]. Carbon capture, utilization, and storage are the most effective and efficient ways to control CO₂ emissions [7]. There are various methods for capturing CO₂ such as the chemical absorption method which is the most used for CO₂ capture using a usually amine-based chemical solvent; the post-combustion-CO₂-capture technology, which aims to absorb CO₂ from the flue gases of power plants via an amine-scrubbing process [8-11]. The amine-based chemical absorption approach has achieved the highest level of maturity in post-combustion CO₂ capture [4]. Amine-based carbon capture technology has successfully been employed to capture CO₂ from flue gases with a low CO₂ concentration [12]. This

technology has been implemented in large-scale power plants, cement plants, and other sectors with significant carbon emissions [13]. Capture of carbon dioxide has taken center stage globally due to the increasing adverse effects of CO₂ emissions. These emissions are generated from anthropogenic activities using fossil fuels for electric power generation, transportation, and heating/cooling purposes in residential and office buildings [11, 14]. Based on total global emissions, coal, and crude oil emitted the most CO₂ compared to natural gas [15]. Also, through the use of these fossil fuels, the generation of electricity was the sector that generated the most CO₂ emissions. Due to the relatively cheap cost and global availability, coal will most likely be the preferred fossil fuel for electricity production in the coming decades, constituting the highest source of CO₂ emissions [16, 17]. Hence, capturing the CO₂ from fossil fuel power generation plants is imperative to limit its adverse effects. The process of combusting fossil fuels for electric power generation and removing CO₂ afterward before releasing the exhaust gas can be classified into post-combustion, pre-combustion, and oxyfuel combustion CO₂ capture [15, 18]. In post-combustion CO₂ capture, the flue gas is produced from combusting fossil fuels with air for power generation as seen in Equation (1) [19].



Where 'z' is the stoichiometric coefficient of air. The stoichiometric coefficients of the products (a, b, c, d) will depend on those of the reactants (x, y, z).

The combustion reaction in Equation (1) produces mainly nitrogen (N₂), CO₂, water (H₂O), and unreacted oxygen (O₂). The flue gas CO₂ concentration from this combustion process is usually between 10 and 15% for coal-fired power plants and 3-8% for natural gas-fired power plants [20]. However, other unwanted gases are produced (SO_x, NO_x, fly ash, metals, etc.) due to impurities in fossil fuels. These impurities and O₂ often lead to amine solvent degradation [21]. Therefore, these impurities must be removed to the lowest concentrations before capturing CO₂. The CO₂ capture efficiency is usually targeted at 90% [22]. The capture of CO₂ is also driven by advancements in CO₂ utilization routes like CO₂ to gaseous and liquid fuels, CO₂ to chemicals and polymers, and CO₂ for enhanced oil recovery [23, 24]. In all combustion processes that require CO₂ capture, the separation of CO₂ can be achieved by various techniques including absorption, adsorption, membrane, and cryogenic processes [25]. However, CO₂ absorption using amine-based chemical solvent has attracted the most attention due to its maturity, cost-effectiveness, and ability to handle large volumes of flue gas streams [26]. The increase in greenhouse gas emissions, especially CO₂, constitutes a global issue because of its dangerous effects on the climate and the environment. For this crucial CO₂ emissions reduction, a solution is to capture carbon dioxide by a post-combustion process using two coupled columns [27]. Numerous previous studies have indicated that air pollution is linked to a substantial number of premature deaths and respiratory, and cardiovascular diseases. So, a significant number of global deaths are associated with indoor and outdoor air pollution [28, 29]. In Togo, researchers have identified air pollution as a leading cause of premature death annually, surpassing unsafe drinking water and malnutrition. Unfortunately, air quality monitoring networks are largely absent. The primary sources of pollution in Togo are attributed to road traffic, industrial activities, domestic fires, other human-induced sources, and natural sources [30, 31]. While Togo is experiencing significant economic growth, most of these activities are concentrated in urban areas. The country possesses substantial deposits of high-quality limestone for clinker production, a crucial component in cement manufacturing. This intensive production poses significant risks and environmental damage, further exacerbated by large-scale mining permits for a limestone deposit in Tabligbo, Yoto Prefecture [32, 33]. The transformation of these deposits has major environmental drawbacks, impacting air, water, and soil and the well-being of workers, visitors, and local populations. Togo currently hosts four cement factories (CIMTOGO, FORTIA, DIAMOND CEMENT, and CIMCO), collectively producing 3 to 4 million tons of cement annually, with an estimated CO₂ production of approximately 814.136 Ggt in 2015 [34]. This is likely to increase with rising demand and the establishment of new industries. The cumulative industrial activities in Togo have significant implications for humans and the environment, with limited research in this area to address the associated damages [35, 36]. Various techniques have been identified for

capturing CO₂ emissions from manufacturing and processing industries, such as post-combustion capture, which involves capturing CO₂ from furnace flows and exhaust gases after combustion [14, 37, 38]. Reference molecules like monoethanolamine (MEA), diethanolamine (DEA), N-methyl diethanolamine (MDEA), piperazine (PZ), and 2-amino-2-methylpropan-1-ol (AMP) are used as industrial solvents for CO₂ capture due to the solubility of CO₂ in aqueous amine solutions [39, 40]. CO₂ capture and storage remain effective strategies for mitigating the greenhouse effect by reducing cumulative CO₂ emissions [41, 42]. Aqueous diethanolamine (ADA) is the reference solvent for this technology, while biphasic solvents show promise in CO₂ capture due to their higher CO₂ capacity and a significant reduction in regeneration energy [43]. Some authors have simulated the post-combustion CO₂ capture with Aspen Hysys software in the same conditions (cement flue gases and MEA 30%) but considered other alternatives [44-46]. This work aims to simulate the capture of CO₂ released from the combustion kilns of the WACEM cement manufacturing plant in Tabligbo, southern Togo, using aqueous solutions of diethylamine (DEA), based on Aspen Hysys software (Hysys Process 2.2 version). To optimize the absorption of CO₂ from the flue gases by the DEA solution, data collected from WACEM's cement plants in Tabligbo (FORTIA and Diamonds Cement) have been utilized to design and simulate an absorption column for the CO₂ from cement plant fumes by the DEA using the HYSYS process 2.2 software.

2. Materials and Methods

2.1. Study Areas

The study was performed in the WACEM cement manufacturing industry in Tabligbo, Maritime region, south of Togo (latitude 6.582845, longitude 1.514997). The industry uses the combustion of clinker to manufacture cement. Figure 1 shows a photo of the cement plant and a Google map of the area. Tabligbo is a geologically rich area, primarily known for its sedimentary formations.



Figure 1.
Photo of the WACEM cement plant site

The region is dominated by limestone, clay, and marl sediments that have accumulated over time in a shallow marine environment. The limestones present are often exploited for cement production, which is one of the main industrial activities in the area. The marls and clays also play a key role in soil stability and are used in various industrial applications [47]. The region experiences a tropical climate with an average annual rainfall of about 1000 mm. The precipitation is distributed over two main seasons: March - June and September - November. This rainfall supports local agriculture, including the cultivation of maize, cassava, and other staple crops, while also impacting soil erosion, especially in areas where intensive agricultural practices are common [48]. The geology of Tabligbo, with its rich

limestone deposits, has facilitated the establishment of the cement industry, a key sector for the local and national economy.

2.2. Presentation of the Simulation Software

Figure 2 presents the process flow diagram for the Hysys Process software. This model comprises a mixer designed to blend two inlet streams: a feed stream of water at 40°C and 20 bars with a flow rate of 1,000 kg/h, and a feed stream of DEA at the same temperature.

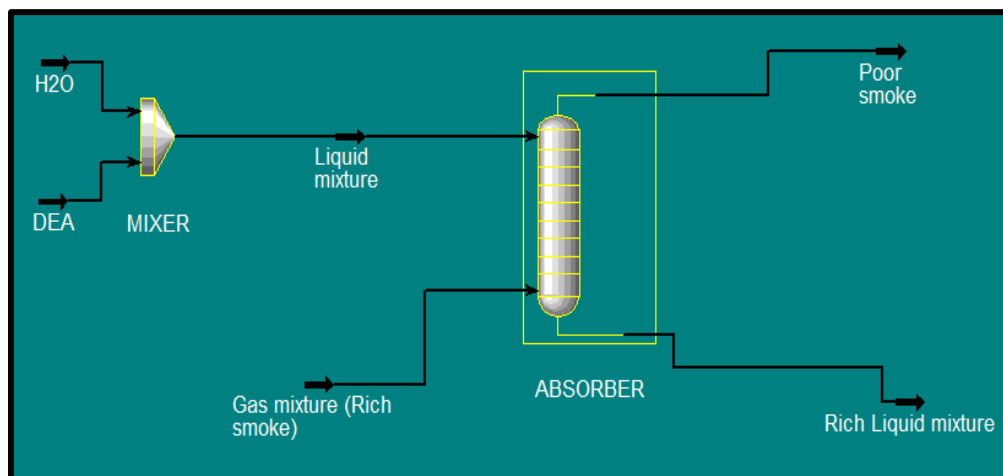


Figure 2.
HYSYS2.2 Process diagram flow.

The purpose is to produce a uniform mixture directed to the absorber column's head. Once the homogeneous liquid mixture with a constant temperature and mass flow rate is achieved, it is transferred to the top of the absorber column, which consists of ten (10) trays and features a pressure differential between the top and bottom of the column. The gaseous mixture (CO_2 -rich smoke) is introduced at a constant temperature of 100°C and variable mass flow rates, allowing for a range of mass flow rates to be obtained for the smoke to be sent to the absorber to achieve maximum CO_2 absorption from the cement industry smoke. The Hysplit software was used with the geographical coordinates of WACEM to demonstrate the actual emission of particulate pollutants in the area.

2.3. Presentation of the Simulation Method

In this study, the Aspen Hysys software, (Hysys Process 2.2 version), is used to simulate the capture of CO_2 released from the clinker combustion kilns of the WACEM manufacturing plant. The simulation was based on the CO_2 capture using aqueous dimethylethanolamine (DEA) as the solvent [49]. Table 1 presents the various data on the rotary kilns at the WACEM cement plant in Tabligbo.

Table 1.
Data on WACEM rotary kilns at Tabligbo.

Data	Oven 1	Oven 2
Length (m)	86	85
Diameter (m)	5	5
Oven material inlet temperature (°C)	60	60
Oven material outlet temperature (°C)	1400	1400
Burner flame outlet temperature (°C)	2000	2000
Oven gas outlet temperature (°C)	450	450
The residence time of material in the cooler (min)	20	20
The residence time of material in the oven (h)	2	2
Oven rotation speed (rpm)	3,5 - 4,23	3,5 - 4,23
Material capacity (t/d)	6000 - 8000	6000 - 8000
Rate of inclination (furnace slope) %.	4	4
Main motor power (W)	800	800
Weight (t)	859-864	859-864

Data from the rotary kilns at the WACEM cement plant were used to calculate the different software parameters including the tray column height (12 m), the number of trays (10), the number of actual trays (17), the tray efficiency (0.58), the molar mass of the gas (29.15 g.mol⁻¹), the density of the gas and liquid mixture entering the column (4 kg.m⁻³), the column diameter (1.5m), and the maximum gas velocity (0,12 m.s⁻¹), tray spacing (0.5 m), the density of the gas entering the column (1.13 kg.m⁻³), the molar mass of the solvent entering the column (39.78 g.mol⁻¹).

2.4. Mixer

The mixer's role is to mix two flows at its inlet and send them to the absorber. A feed stream of water entering the mixer at 40°C and 20 bars is considered, with a flow rate of 1000 kg/h, and a feed stream of DEA entering at the same temperature. Table 2 illustrates the mixing conditions for the two streams, DEA and H₂O, and the composition of the resulting homogeneous liquid mixture, respectively. According to Table 2, the two streams mix, and the liquid mixture outlet stream passes through the absorber with a mass flow rate of 2000 Kg/h at a temperature of 39.98°C. This liquid mixture comprises approximately 80% H₂O and 20% DEA.

Table 2.
Composition of DEA, H₂O, and CO₂ absorption by the liquid mixture.

Name	DEA	H ₂ O	liquid mixture	Rich Smoke	Lean Smoke	Rich Mixture
Vapor	1.0000	1.0000	1.0000	0.9999	1.0000	0.0000
Temperature (F)	104.0	104.0	104.0	212.3	383.7	218.0
Pression (psia)	8.393	1.071	1.071	120.8	290.1	120.7
Molar flow (MMSCFD)	0.2745	1.114	1.389	0.1561	1.287	0.2578
Mass flow (lb/hr)	2205	2205	4409	500	4399	510.2
LiqVol Flow (barrel/day)	213.5	151.3	364.8	41.44	371.2	35.01
Molar Enthalpy (10 ⁴ Btu/lbmol)	-8.038	-10.33	-8.892	-36.07	-7.629	-11.99
Molar Entropy (Btu/lbmol°F)	52.07	35.56	40.97	43.31	37.86	5.809
Heat flow (MMBtu/hr)	-0.9156	-12.65	-13.56	-0.6183	-10.78	-3.395

2.5. Absorber

In the absorption column, two flows meet in counter-current. The liquid mixture that exits from the mixer with a mass flow rate of 2000 kg/h at a temperature of around 40°C, is composed of DEA (20%) and H₂O (80%), and a gaseous mixture (rich smoke) composed essentially of CO₂ (14.45%), N₂ (71.93%), O₂ (1.45%), and H₂O (12.17%) entering the absorber at a temperature of 100°C at a lower flow rate than the liquid mixture. The absorption column consists of ten (10) trays, and there is a pressure difference between the top and bottom of the column.

3. Results and Discussion

Figure 3 presents the results of Hysplit simulations of pollutant emissions from the WACEM industry showing the vertical cross-sections of particle positions in the direction between September 29, 2022, and December 29, 2022. This emission manifests by a heap of polluting particles around the source, which spread through the zone. One can see the vertical dispersion of the particles at different times. The particles spread in high altitudes and far from the source in September. On the contrary, the particles stay around the source and are distributed within a layer of about 500 m above ground level in December, the winter period with dust clouds. Figure 4 presents the pressure, temperature, liquid, and vapor flow profiles through the trays.

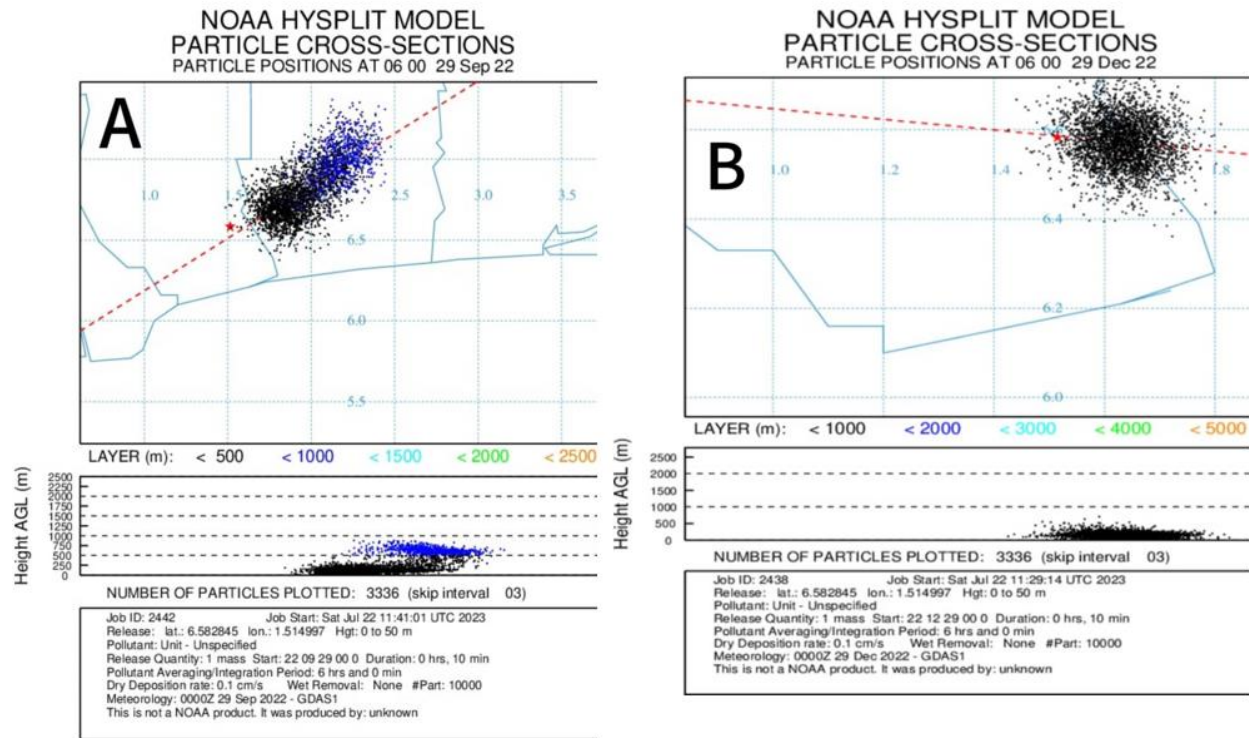


Figure 3.

Position of emitted particles spotted using the Hysplit model corresponding to September and December 2022.

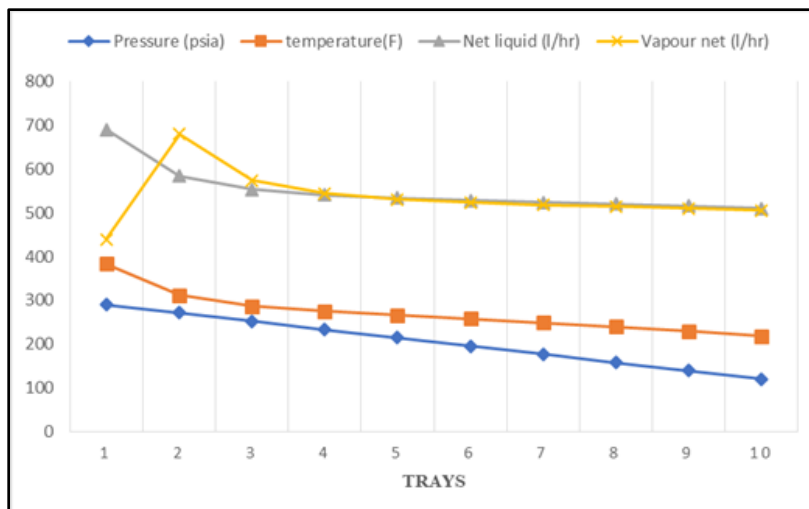


Figure 4.
Pressure and temperature profiles and liquid and vapor flow rates according to trays.

The pressure and the temperature profiles decrease as the number of trays is increased. This tendency means that increasing the number of trays led to their better cooling. Linear decreasing can be found for the pressure and temperature profile along the absorption column from the 3rd tray, which can be explained by the difference between the feed temperature and the tray temperatures [50]. Figure 4 shows also the profiles of vapor and liquid mass flow rates as a function of the number of trays. The evolution of these rates implies that beyond two plates, the quantities of gas and liquid are the same. The large slope of the gas mass flow rate indicates that for small numbers of racks, the flow rate of gas ejected into the environment is very high compared with the quantity of liquid flowing. The less condensed phase (gas) and the more condensed phase (liquid) flow identically for large numbers of racks proving the mixing of the two phases. The uniform and parallel evolution of liquid and vapor flow from the 3rd to the 10th trays may be due to the absence of a source of disturbance in the column.

Figure 5 illustrates the variation in the mole fraction of CO₂ emitted as a function of the variation in the trays. For small numbers of trays, the quantity of gas emitted is significant. CO₂ emissions decrease with the number of trays. The more there are trays, the less CO₂ is emitted in the WACEM cement plant in Togo.

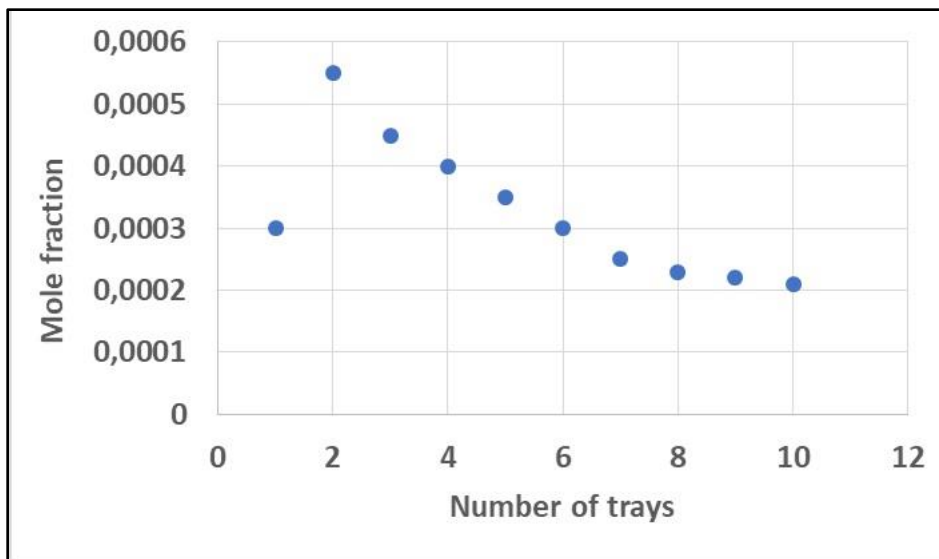


Figure 5.
Variation in mole fraction of CO₂ as a function of the number of trays.

An increase in the mole fraction of CO₂ absorbed by the DEA-containing liquid solution can be observed as the gas mixture rises at the beginning of the column before decreasing to a weak mole fraction near the 10th tray. This finding indicates that by increasing the number of trays, one can decarbonize the flue gases in the cement industry plants [51]. Figure 6 illustrates the CO₂ absorption rate as a function of the mass flow rate of the gas mixture. The finding shows that the absorption rate increases as the mass flow rate of the gas mixture decreases, and to approach total absorption, i.e. a zero-emission rate of CO₂, a mass flow rate in the range of 100 kg/h to 250 kg/h is required. It is possible to monitor the operating parameters of the plant's clinker combustion kilns, such as temperature, pressure, the DEA liquid produced, and the gas released into the kilns.

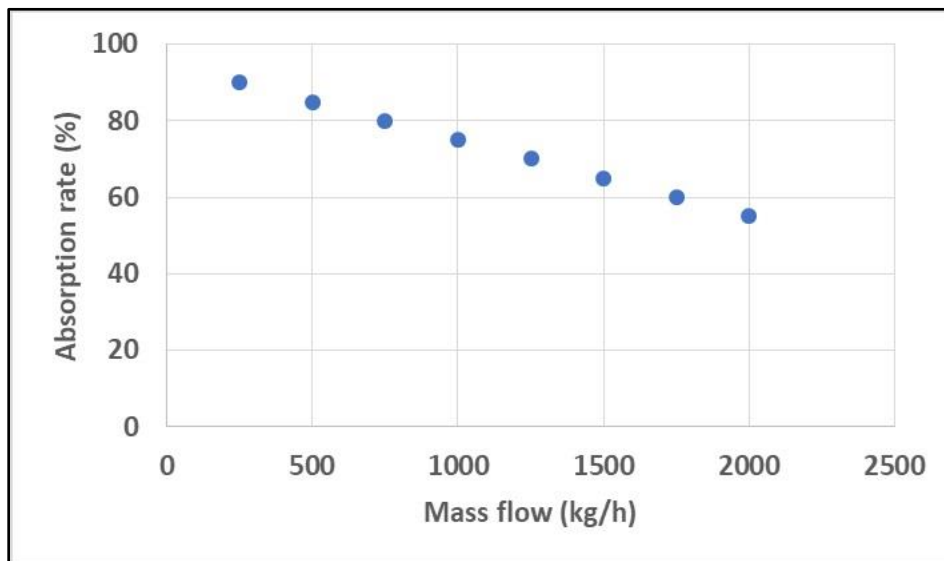


Figure 6.
CO₂ absorption rate as a function of gas mixture mass flow rate.

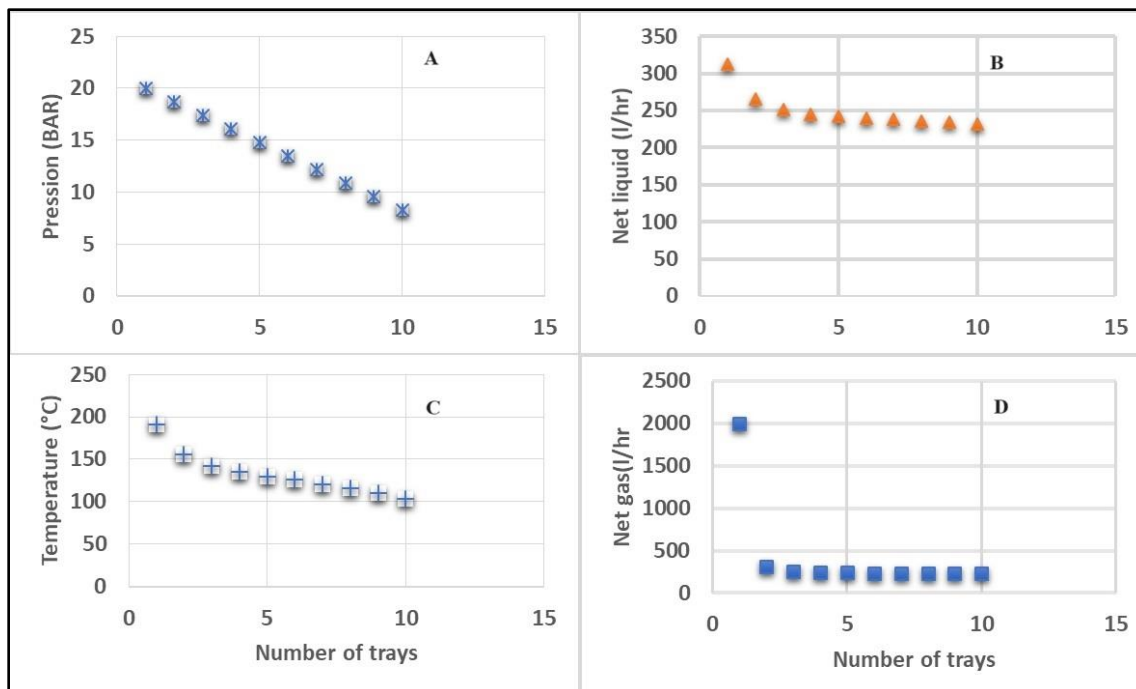


Figure 7. Variation of pressure profile, temperature, net gas, and net liquid as a function of the number of trays.

To this end, a simulation was conducted to observe the progression of the DEA liquid within the system and the extent of gas absorption as a function of temperature and pressure. Figure 7 depicts the variation of pressure, temperature, net gas, and net liquid DEA profiles as a function of the number of trays; Figure 7a illustrates the increasing variation in furnace pressure, which ranges from a minimum of 8 bars to a maximum of approximately 20 bars for furnace temperatures between 100°C and 180°C and above. The data indicates that an increase in furnace temperature is correlated with an increase in pressure. Furthermore, the pressure within the rotary kiln demonstrates a progressive rise with temperature, reaching a point of stability above 180°C. This suggests that above 180°C, the emission of CO₂ reaches a constant state and the pressure decreases to overcome the constant value.

The evolution of the gas emitted as a function of the DEA liquid used was monitored as shown in Figure 8. The graph of the gas emitted as a function of the volume flow rate of DEA liquid introduced shows that absorption of the gas emitted in the furnace by the ejected DEA liquid is possible up to a value of 250l/h of DEA. Between 250l/h and 260l/h, the small amount of gas emissions in the furnace shows that the absorption of furnace gases by the DEA liquid can only take place at a maximum value of 250l/h of DEA liquid in the furnaces.

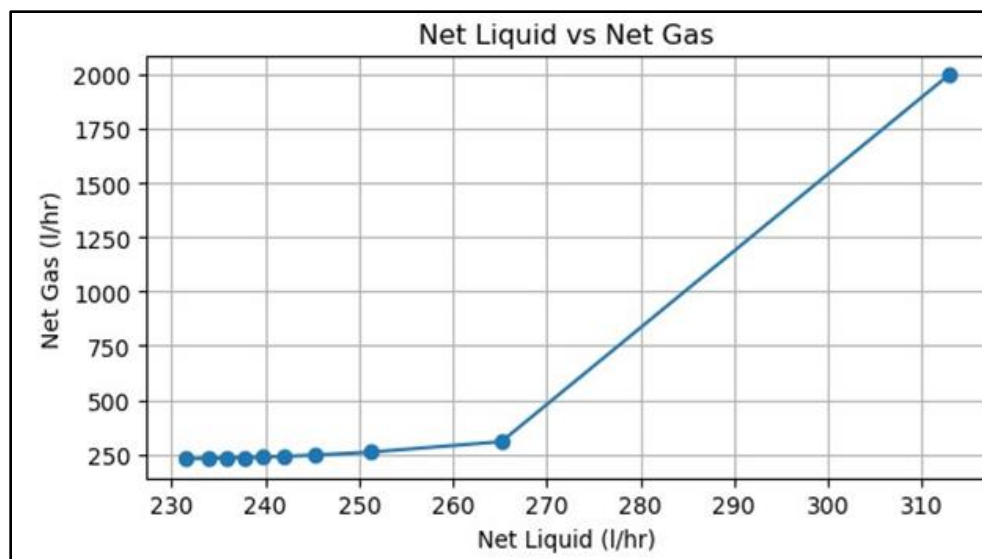


Figure 8.
Net gas profile as a function of the Net liquid DEA.

Above 270l/h of ejected DEA, the DEA becomes saturated and can no longer absorb the gas emitted in the furnace, in which case the volume of gas released increases rapidly. Similar research on CO₂ capture to reduce emissions from solvent amines was conducted by other researchers. Liu et al. studied the rate of CO₂ absorption in a biphasic solvent composed of aminoethyl ethanolamine and diethylethanolamine and demonstrated that amine scrubbing is currently the most promising technology for capturing CO₂ from gas turbines and coal flue gases [52]. The biphasic solvent, consisting of 25% aminoethylethanolamine (AEEA) and 50% diethylethanolamine (DEEA), could be a potential solution as it significantly reduces regeneration energy. The comprehensive solubility of N₂O and mass transfer studies on an effective reactive N, N-dimethylethanolamine (DMEA) solvent for post-combustion CO₂ capture involved investigating the physical solubility and mass transfer absorption performance of CO₂ in an aqueous DMEA solution under different operating conditions [53]. The results included the proposal and improvement of a predictive model of correlations, showing good agreement with experimental values with an error of 1.48%. Zhu et al. studied a compact and easy-to-use mass spectrometer for online monitoring of amines in the flue gas of a post-combustion carbon capture plant to demonstrate the instrument's analytical performance for various solvent amines and degradation amines [54]. The instrument was installed at the top of the absorption tower to provide real-time data on amine emissions to the plant's information management system. Other studies focused on the effect of temperature and gas flow rate on CO₂ capture by monoethanolamine (MEA) as a solvent. The absorption capacity was determined at different gas flow rates and temperatures, showing that absorption capacity increases as temperature decreases and flow rate increases [55, 56]. The ongoing pursuit of efficient CO₂ separation technologies is critical for addressing the climate crisis, and the current study on CO₂ capture using diethanolamine (DEA) aligns closely with recent advancements in carbon capture technology, particularly those involving multifaceted separation processes. The novel multi-sorbent process for CO₂/N₂ separation based on vacuum-swing adsorption (VSA), as described by Ward and Pini [57] provides insights into how improvements in separation efficiency can be achieved through innovative process configurations. The multisorbent configurations of layered-bed and mixed-bed processes offer noteworthy advancements over traditional single-adsorbent methods. These configurations enhance CO₂ recovery and purity, achieving a 5% increase in CO₂ recovery and significantly reducing energy usage by approximately 35% when adhering to stringent performance targets for post-combustion carbon capture [58]. This is particularly relevant to our study, which also

emphasizes optimizing the absorption capacities of materials like DEA in rotary kilns to maximize CO₂ capture effectiveness. The research evidence indicates that at temperatures below 140°C, gas emissions remain low and stable due to the DEA liquid's capabilities to absorb gases [59]. Continuing with the development of TEPA-impregnated activated carbon, as discussed in previous articles, this new material showed significant CO₂ adsorption capacity and stability with up to 10 regeneration cycles, achieving optimal performance at 5% TEPA loading [60]. This result illustrates the complementarity between adsorption and absorption systems: while DEA provides a liquid solution with good absorption properties, AC-TEPA as a solid adsorbent can act synergistically, increasing the overall efficiency of CO₂ capture processes. This approach aligns with Zhu, et al. [54] who demonstrated the importance of real-time monitoring of amine emissions that allows for better management of capture and conversion processes while minimizing reagent losses. These studies corroborate the present work on CO₂ capture by amine solvents, particularly the diethyl ethanolamine used in this simulation [61]. This work will help the WACEM cement plant to mitigate CO₂ pollution, which poses environmental and health hazards.

4. Conclusion

This research demonstrates the feasibility of CO₂ capture from clinker combustion kilns at the WACEM Cement Industry using Aspen Hysys 2.2 and an aqueous diethylamine (DEA) solution. The simulation results show optimal CO₂ absorption when the flue gas mass flow rate does not exceed 12.5% of the liquid mixture at the column top, ensuring efficient gas-liquid interaction and minimizing CO₂ emissions. Additionally, using Hysplit software for emissions analysis provides valuable insights into particulate pollution in the surrounding environment. The study provides a feasible and adaptable solution for minimizing greenhouse gas emissions in cement production, contributing to more sustainable and environmentally responsible industrial practices by optimizing process conditions. Implementing this technology at an industrial level can significantly enhance environmental sustainability, supporting efforts to mitigate climate change. Future work should focus on experimental validation, economic analysis, and alternative absorbents to improve efficiency and cost-effectiveness.

Transparency:

The authors confirm that the manuscript is an honest, accurate, and transparent account of the study; that no vital features of the study have been omitted; and that any discrepancies from the study as planned have been explained. This study followed all ethical practices during writing.

Acknowledgement:

The authors gratefully acknowledge the financial support of the "Centre d'Excellence Regional pour la Maîtrise de l'Electricité (CERME)", at the University of Lomé and the World Bank.

Copyright:

© 2025 by the authors. This open-access article is distributed under the terms and conditions of the Creative Commons Attribution (CC BY) license (<https://creativecommons.org/licenses/by/4.0/>).

References

- [1] S. Gupta and R. Kumar, "Urban areas and air pollution: Causes, concerns, and mitigation. in geospatial analytics for environmental pollution modeling: analysis, control and management." Cham: Springer Nature Switzerland, 2023, pp. 163-185.
- [2] F. Chen *et al.*, "Breathing in danger: Understanding the multifaceted impact of air pollution on health impacts," *Ecotoxicology and Environmental Safety*, vol. 280, p. 116532, 2024. <https://doi.org/10.1016/j.ecoenv.2024.116532>
- [3] K. Arshad, N. Hussain, M. H. Ashraf, and M. Z. Saleem, "Air pollution and climate change as grand challenges to sustainability," *Science of The Total Environment*, p. 172370, 2024. <https://doi.org/10.1016/j.scitotenv.2024.172370>

- [4] Z. Turakulov, A. Kamolov, J. Eshbobaev, A. Turakulov, A. Norkobilov, and R. Boboyorov, "Modeling and simulation of chemical absorption methods for CO₂ separation from cement plant flue gases," *Engineering Proceedings*, vol. 56, no. 1, p. 142, 2023. <https://doi.org/10.3390/ASEC2023-15352>
- [5] G. I. Edo *et al.*, "Impact of environmental pollution from human activities on water, air quality and climate change," *Ecological Frontiers* vol. 44, no. 5, pp. 874-889, 2024. <https://doi.org/10.1016/j.ecofro.2024.02.014>
- [6] G. O. Ofremu *et al.*, "Exploring the relationship between climate change, air pollutants and human health: impacts, adaptation, and mitigation strategies," *Green Energy and Resources*, p. 100074, 2024. <https://doi.org/10.1016/j.gerr.2024.100074>
- [7] M. Kanniche, R. Gros-Bonnivard, P. Jaud, J. Valle-Marcos, J.-M. Amann, and C. Bouallou, "Precombustion, post-combustion and ox-combustion in thermal power plant," *Applied Thermal Engineering*, vol. 30, no. 1, pp. 53-62, 2010. <https://doi.org/10.1016/j.applthermaleng.2009.05.005>
- [8] D. Obi, S. Onyekuru, and A. Orga, "Review of recent process developments in the field of carbon dioxide (CO₂) capture from power plants flue gases and the future perspectives," *International Journal of Sustainable Energy*, vol. 43, no. 1, p. 2317137, 2024. <https://doi.org/10.1080/14786451.2024.2317137>
- [9] J. Du *et al.*, "Review on post-combustion CO₂ capture by amine blended solvents and aqueous ammonia," *Chemical Engineering Journal*, p. 150954, 2024. <https://doi.org/10.1016/j.cej.2024.150954>
- [10] F. Raganati and P. Ammendola, "CO₂ post-combustion capture: A critical review of Current technologies and future directions," *Energy & Fuels*, vol. 38, no. 15, pp. 13858-13905, 2024. <https://doi.org/10.1021/acs.energyfuels.4c02513>
- [11] S. H. B. Vinjarapu *et al.*, "Learnings from up-scaling CO₂ capture: Challenges and experiences with pilot work," *Chemical Engineering Science*, vol. 300, p. 120576, 2024. <https://doi.org/10.1016/j.ces.2024.120576>
- [12] A. Kamolov, Z. Turakulov, A. Norkobilov, M. Variny, and M. Fallanza, "Decarbonization challenges and opportunities of power sector in Uzbekistan: a simulation of Turakurgan natural gas-fired combined cycle power plant with exhaust gas recirculation," *Engineering Proceedings*, vol. 37, no. 1, p. 24, 2023. <https://doi.org/10.3390/ECP2023-14648>
- [13] K. Zhang, H. K. Bokka, and H. C. Lau, "Decarbonizing the energy and industry sectors in Thailand by carbon capture and storage," *Journal of Petroleum Science and Engineering*, vol. 209, p. 109979, 2022. <https://doi.org/10.1016/j.petrol.2021.109979>
- [14] S. Nagireddi, J. R. Agarwal, and D. Vedapuri, "Carbon dioxide capture, utilization, and sequestration: Current status, challenges, and future prospects for global decarbonization," *ACS Engineering Au*, vol. 4, no. 1, pp. 22-48, 2023. <https://doi.org/10.1021/acseengineeringau.3c00049>
- [15] M. Filonchik *et al.*, "Greenhouse gas emissions and reduction strategies for the world's largest greenhouse gas emitters," *Science of The Total Environment*, vol. 944, p. 173895, 2024. <https://doi.org/10.1016/j.scitotenv.2024.173895>
- [16] J. Zhang, "Energy access challenge and the role of fossil fuels in meeting electricity demand: Promoting renewable energy capacity for sustainable development," *Geoscience Frontiers*, vol. 15, no. 5, p. 101873, 2024. <https://doi.org/10.1016/j.gsf.2024.101873>
- [17] H. Liu, R. Idem, P. Tontiwachwuthikul, H. Liu, R. Idem, and P. Tontiwachwuthikul, "Design, Modeling and Simulation of Post Combustion CO₂ Capture Systems Using Reactive Solvents," *Post-combustion CO₂ Capture Technology: By Using the Amine Based Solvents*, pp. 23-27, 2019. https://doi.org/10.1007/978-3-030-00922-9_3
- [18] M. H. Eldesouki, A. E. Rashed, and A. A. El-Moneim, "A comprehensive overview of carbon dioxide, including emission sources, capture technologies, and the conversion into value-added products," *Clean Technologies and Environmental Policy*, vol. 25, no. 10, pp. 3131-3148, 2023. <https://doi.org/10.1007/s10098-023-02599-9>
- [19] S. Kammerer, I. Borho, J. Jung, and M. S. Schmidt, "CO₂ capturing methods of the last two decades," *International Journal of Environmental Science and Technology*, vol. 20, no. 7, pp. 8087-8104, 2023. <https://doi.org/10.1007/s13762-022-04680-0>
- [20] D. Wang, L. Liu, J. Xie, Y. Yang, H. Zhou, and X. Fan, "A Coupling Calculation Method of Desorption Energy Distribution Applied to CO₂ Capture by Chemical Absorption," *Processes*, vol. 12, no. 1, p. 187, 2024. <https://doi.org/10.3390/pr12010187>
- [21] A. Azarpour and S. Zendejboudi, "Hybrid smart strategies to predict amine thermal degradation in industrial CO₂ capture processes," *ACS Omega*, vol. 8, no. 30, pp. 26850-26870, 2023. <https://doi.org/10.1021/acsomega.3c01475>
- [22] M. R. Abu-Zahra, L. H. Schneiders, J. P. Niederer, P. H. Feron, and G. F. Versteeg, "CO₂ capture from power plants: Part I. A parametric study of the technical performance based on monoethanolamine," *International Journal of Greenhouse Gas Control*, vol. 1, no. 1, pp. 37-46, 2007. [https://doi.org/10.1016/S1750-5836\(06\)00007-7](https://doi.org/10.1016/S1750-5836(06)00007-7)
- [23] A. Kumar, L. M. Aeshala, and T. Palai, "Electrochemical reduction of CO₂ to useful fuel: Recent advances and prospects," *Journal of Applied Electrochemistry*, vol. 53, no. 7, pp. 1295-1319, 2023. <https://doi.org/10.1007/s10800-023-01850-x>
- [24] R. Mbabazi, O. F. Wendt, S. A. Nyanzi, B. Naziriwo, and E. Tebandeke, "Advances in carbon dioxide and propylene oxide copolymerization to form poly (propylene carbonate) over heterogeneous catalysts," *Results in Chemistry*, vol. 4, p. 100542, 2022. <https://doi.org/10.1016/j.rechem.2022.100542>

- [25] T. Kazlou, A. Cherp, and J. Jewell, "Feasible deployment of carbon capture and storage and the requirements of climate targets," *Nature Climate Change*, vol. 14, no. 10, pp. 1047-1055, 2024. <https://doi.org/10.1038/s41558-024-02104-0>
- [26] X. Wang and C. Song, "Carbon capture from flue gas and the atmosphere: A perspective," *Frontiers in Energy Research*, vol. 8, p. 560849, 2020. <https://doi.org/10.3389/fenrg.2020.560849>
- [27] E. Pancione, A. Erto, F. Di Natale, A. Lancia, and M. Balsamo, "A comprehensive review of post-combustion CO₂ capture technologies for applications in the maritime sector: A focus on adsorbent materials," *Journal of CO₂ Utilization*, vol. 89, p. 102955, 2024. <https://doi.org/10.1016/j.jcou.2024.102955>
- [28] O. Alsamrai, M. D. Redel-Macias, S. Pinzi, and M. Dorado, "A systematic review for indoor and outdoor air pollution monitoring systems based on Internet of Things," *Sustainability*, vol. 16, no. 11, p. 4353, 2024. <https://doi.org/10.3390/su16114353>
- [29] S. Wang *et al.*, "The costs, health and economic impact of air pollution control strategies: A systematic review," *Global Health Research and Policy*, vol. 9, no. 1, p. 30, 2024. <https://doi.org/10.1186/s41256-024-00373-y>
- [30] G. Raheja *et al.*, "A network of field-calibrated low-cost sensor measurements of PM_{2.5} in Lomé, Togo, over one to two years," *ACS Earth and Space Chemistry*, vol. 6, no. 4, pp. 1011-1021, 2022. <https://doi.org/10.1021/acsearthspacechem.1c00391>
- [31] A. Agbossou *et al.*, "Integrated climate change and air pollution mitigation assessment for Togo," *Science of The Total Environment*, vol. 844, p. 157107, 2022. <https://doi.org/10.1016/j.scitotenv.2022.157107>
- [32] Y. M. Amouzouvi *et al.*, "Ecological and health risks assessment of heavy metal in soils and leaves around CIMTOGO cement factory, Lomé, Togo," *EQA-International Journal of Environmental Quality*, vol. 64, pp. 68-78, 2024. <https://doi.org/10.6092/issn.2281-4485/19712>
- [33] Y. M. Amouzouvi *et al.*, "Evaluation of pollutants along the national road N2 in Togo using the AERMOD dispersion model," *Journal of Health and Pollution*, vol. 10, no. 27, p. 200908, 2020. <https://doi.org/10.5696/2156-9614-10.27.200908>
- [34] K. Sabi, K. E. Gbedjangni, M. Koriko, H. Sonla, and B. Yaya, "Aerosol emissions from the cement plant chain in the lomé port area (togo) from 2010 to," *International Journal of Science and Research Methodology*, vol. 20, no. 2, pp. 232-241, 2021.
- [35] M. M. Dzagli, Y. M. Amouzouvi, K. Sesime, and K. B. R. Afoudji, "Heavy metal pollution assessment in phosphate mining and processing sites hahotoé and kpémé in Togo," *EQA-International Journal of Environmental Quality*, vol. 47, pp. 9-21, 2022. <https://doi.org/10.6092/issn.2281-4485/13435>
- [36] E. Beguedou, S. Narra, K. Agboka, D. Mani Kongnine, and E. Afrakoma Armoo, "Review of togolese policies and institutional framework for industrial and sustainable waste management," *Waste*, vol. 1, no. 3, pp. 654-671, 2023. <https://doi.org/10.3390/waste1030039>
- [37] X. Y. D. Soo *et al.*, "Advancements in CO₂ capture by absorption and adsorption: A comprehensive review," *Journal of CO₂ Utilization*, vol. 81, p. 102727, 2024. <https://doi.org/10.1016/j.jcou.2024.102727>
- [38] A. Geweda, M. E. Zayed, M. Y. Khan, and A. B. Alquaity, "Mitigating CO₂ emissions: A review on emerging technologies/strategies for CO₂ capture," *Journal of the Energy Institute*, p. 101911, 2024. <https://doi.org/10.1016/j.joei.2024.101911>
- [39] P. Zafari and A. Ghaemi, "Mixed MDEA-PZ amine solutions for CO₂ capture: modeling and optimization using RSM and ANN approaches," *Case Studies in Chemical and Environmental Engineering*, vol. 8, p. 100509, 2023. <https://doi.org/10.1016/j.cscee.2023.100509>
- [40] D. Alalaiwat and E. Khan, "Post-combustion carbon capture process modeling, simulation, and assessment of synergistic effect of solvents," *International Journal of Greenhouse Gas Control*, vol. 135, p. 104145, 2024. <https://doi.org/10.1016/j.ijggc.2024.104145>
- [41] S. H. B. Vinjarapu *et al.*, "Pilot-scale CO₂ capture demonstration of stripper interheating using 30 wt% MEA at a Waste-to-Energy facility," *Energy*, p. 134973, 2025. <https://doi.org/10.1016/j.energy.2025.134973>
- [42] D. Loachamin, J. Casierra, V. Calva, A. Palma-Cando, E. E. Ávila, and M. Ricaurte, "Amine-based solvents and additives to improve the CO₂ capture processes: A review," *ChemEngineering*, vol. 8, no. 6, p. 129, 2024. <https://doi.org/10.3390/chemengineering8060129>
- [43] A. Mahmoudzadeh *et al.*, "Modeling CO₂ loading capacity of diethanolamine (dea) aqueous solutions using advanced deep learning and machine learning algorithms: Application to carbon capture," *Korean Journal of Chemical Engineering*, vol. 41, no. 5, pp. 1427-1448, 2024. <https://doi.org/10.1007/s11814-024-00094-5>
- [44] A. Alcaide-Moreno and M. Á. Castán-Lascorz, "An efficient numerical model for fast simulation of the combustion of alternative fuels in a cement rotary Kiln," *Waste and Biomass Valorization*, pp. 1-29, 2024. <https://doi.org/10.1007/s12649-024-02710-1>
- [45] R. Cremona, A. Conversano, and M. Gatti, "Numerical modelling and process simulation of a post-combustion CO₂ capture pilot plant based on a membrane contactor unit," presented at the In Journal of Physics: Conference Series (Vol. 2648, No. 1, p. 012002). IOP Publishing, 2023.

- [46] J. Gervasi, L. Dubois, and D. Thomas, "Simulation of the post-combustion CO₂ capture with Aspen Hysys™ software: study of different configurations of an absorption-regeneration process for the application to cement flue gases," *Energy Procedia*, vol. 63, pp. 1018-1028, 2014. <https://doi.org/10.1016/j.egypro.2014.11.109>
- [47] W. ATAKPAMA, M. KANDA, F. FOLEGA, D. T. LAMBONI, K. BATAWILA, and K. AKPAGANA, "Urban and peri-urban agriculture in the city of Lomé and its suburbs," *Revue Marocaine des Sciences Agronomiques et Vétérinaires*, vol. 9, no. 2, 2021.
- [48] A. Badameli and V. Dubreuil, "Diagnosis of climate change in Togo through the evolution of temperature between 1961 and 2010," presented at the In XXVIII Conference of the International Association of Climatology, Liegepp (pp. 421-26), 2015.
- [49] L. Kollias *et al.*, "Advanced theory and simulation to guide the development of CO₂ capture solvents," *ACS omega*, vol. 7, no. 15, pp. 12453-12466, 2022. <https://doi.org/10.1021/acsomega.1c07398>
- [50] I. A. Løge *et al.*, "Pilot-scale CO₂ capture in a cement plant with CESAR1: Comparative analysis of specific reboiler duty across advanced process configurations," *Chemical Engineering Journal*, vol. 506, p. 159429, 2025. <https://doi.org/10.1016/j.cej.2025.159429>
- [51] C. Liu *et al.*, "Ammonia-based post-combustion CO₂ and SO₂ integrating capture using multi-stage solvent circulation process," *Separation and Purification Technology*, vol. 339, p. 126611, 2024. <https://doi.org/10.1016/j.seppur.2024.126611>
- [52] F. Liu, G. T. Rochelle, T. Wang, E. Chen, and M. Fang, "CO₂ absorption rate in biphasic solvent of aminoethylethanolamine and diethylethanolamine," *Chemical Engineering Journal*, vol. 404, p. 126503, 2021. <https://doi.org/10.1016/j.cej.2020.126503>
- [53] H. Ling, H. Gao, and Z. Liang, "Comprehensive solubility of N₂O and mass transfer studies on an effective reactive N, N-dimethylethanolamine (DMEA) solvent for post-combustion CO₂ capture," *Chemical Engineering Journal*, vol. 355, pp. 369-379, 2019. <https://doi.org/10.1016/j.cej.2018.08.147>
- [54] L. Zhu, T. Mikoviny, A. K. Morken, W. Tan, and A. Wisthaler, "A compact and easy-to-use mass spectrometer for online monitoring of amines in the flue gas of a post-combustion carbon capture plant," *International Journal of Greenhouse Gas Control*, vol. 78, pp. 349-353, 2018. <https://doi.org/10.1016/j.ijggc.2018.09.003>
- [55] A. Gul and U. T. Un, "Effect of temperature and gas flow rate on CO₂ capture," *European Journal of Sustainable Development Research*, vol. 6, no. 2, p. em0181, 2022. <https://doi.org/10.21601/ejosdr/11727>
- [56] F. Cao, H. Gao, H. Li, and Z. Liang, "Experimental and theoretical studies on mass transfer performance for CO₂ absorption into aqueous N, N-dimethylethanolamine solution in the polytetrafluoroethylene hollow-fiber membrane contactor," *Industrial & Engineering Chemistry Research*, vol. 57, no. 49, pp. 16862-16874, 2018. <http://dx.doi.org/10.1021/acs.iecr.8b02901>
- [57] A. Ward and R. Pini, "Design and performance evaluation of multisorbent vacuum-swing adsorption processes for postcombustion carbon capture," *Industrial & Engineering Chemistry Research*, vol. 63, no. 31, pp. 13787-13800, 2024. <https://doi.org/10.1021/acs.iecr.4c01345>
- [58] G. Cui, J. Wang, Z. Ma, and S. Shen, "Lab-scale performance evaluation of nonaqueous absorbent of 2-(butylamino) ethanol with 2-butoxyethanol for energy efficient CO₂ capture," *Chemical Engineering Journal*, p. 159692, 2025. <https://doi.org/10.1016/j.cej.2025.159692>
- [59] S. H. B. Vinjarapu *et al.*, "Results from pilot-scale CO₂ capture testing using 30 wt% MEA at a Waste-to-Energy facility: Optimisation through parametric analysis," *Applied Energy*, vol. 355, p. 122193, 2024. <https://doi.org/10.1016/j.apenergy.2023.122193>
- [60] P. Toh-ae, N. Timasart, D. Tumnantong, T. Bovornratanaraks, and S. Poompradub, "Utilization of waste tire derived activated carbon as CO₂ capture and photocatalyst for CO₂ conversion," *Scientific Reports*, vol. 14, no. 1, p. 17100, 2024. <https://doi.org/10.1038/s41598-024-67631-4>
- [61] V. Calva, N. Játiva, and M. Ricaurte, "CO₂ Capture Using Amine-Based Solvents: Identification of Additives to Improve the Kinetics and Thermodynamics of CO₂ Sorption at High-Pressure Conditions," *Gases*, vol. 5, no. 1, p. 4, 2025. <https://doi.org/10.3390/gases5010004>